

Government or Deep State Hackers in the Memory of Your Computer

It is likely that you have been attacked by hackers without knowing it if you are a prophet or alike. This happens because the devil uses deep state agents to attack your life and control you, surveil what you are doing and so on. It is key to understand that deep state hackers are also infiltrated by satanists or other types of sons of Belial or similar.

This guide is written for you so that you can do initial forensics on your computer in order to find out if there is suspicious activity going on. This is specifically for macOS users, but it is also key to have someone that is an educated professional forensics investigator, also someone that is familiar with Apple developer tools.

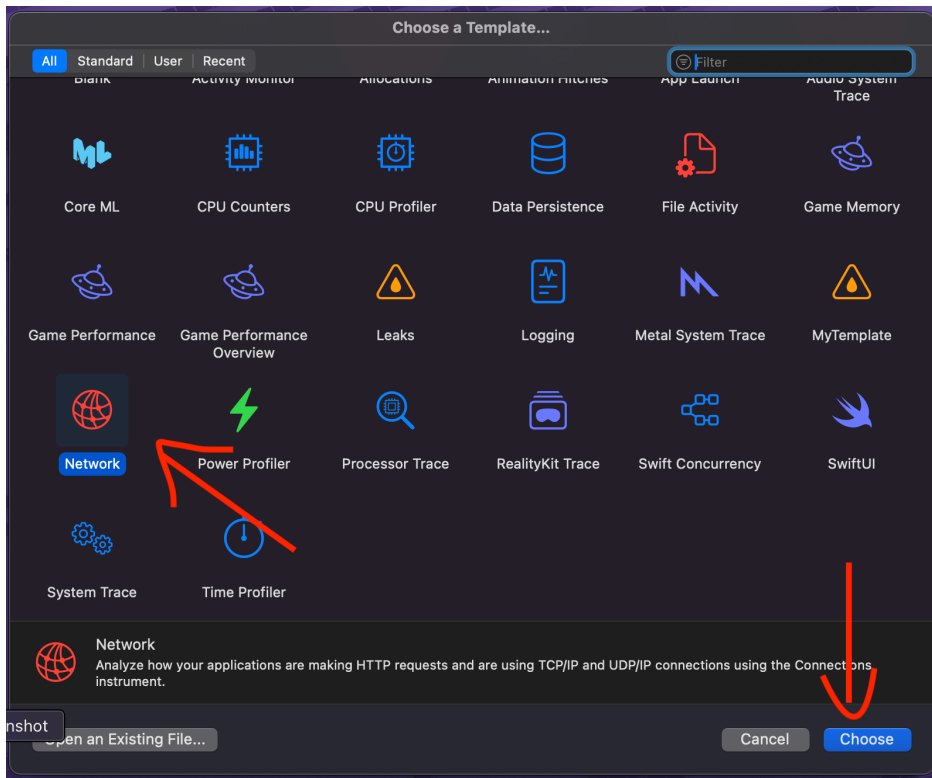
The first thing you need to do is to get hold of a software called Instruments (do not confuse it with music authoring software) from Apple. It can be installed together with the download of Xcode <https://developer.apple.com/xcode/resources/>. Another tutorial can be found here relating to the same app <https://developer.apple.com/tutorials/instruments>.

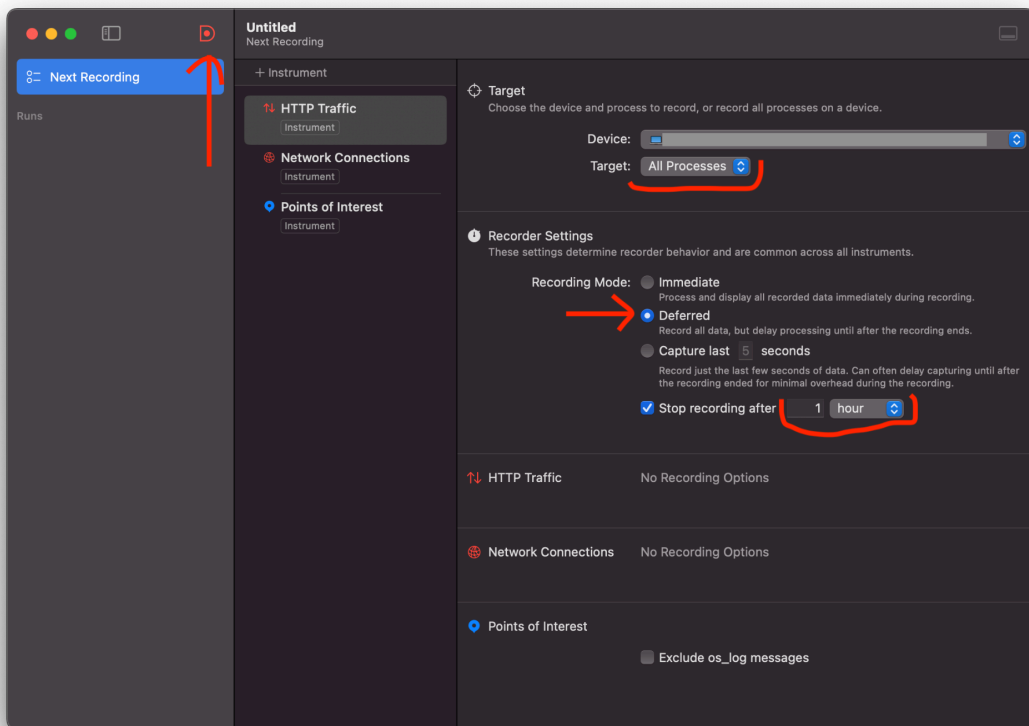
What we are going to do is to surveil some of the secret internet traffic happening inside macOS, it is a good way to find communications that you are not aware of.

First you need to open it after downloading and installing the Xcode developer tools (it's a big package, let someone you know and trust do this if you are not tech savvy).

1. Open Xcode from Launchpad or Applications folder.
2. From within Xcode, open menu Xcode > Open Developer Tool > Instruments.

When you are at the start of Instruments you should select a template to use for profiling. In this case choose Network, then push Choose.

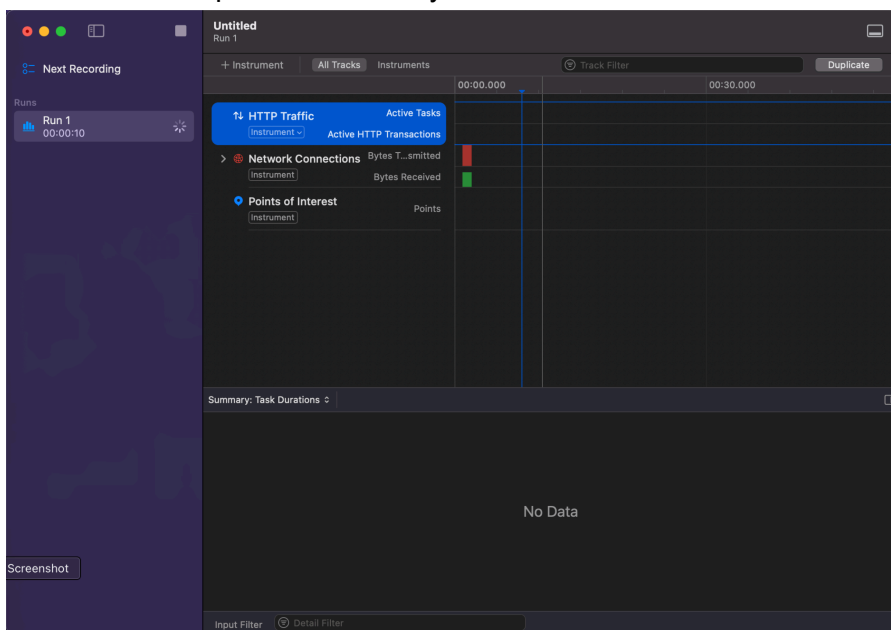




The next step is to select All Processes, then set Deferred and only to 1 hour. And lastly click on the red record button.

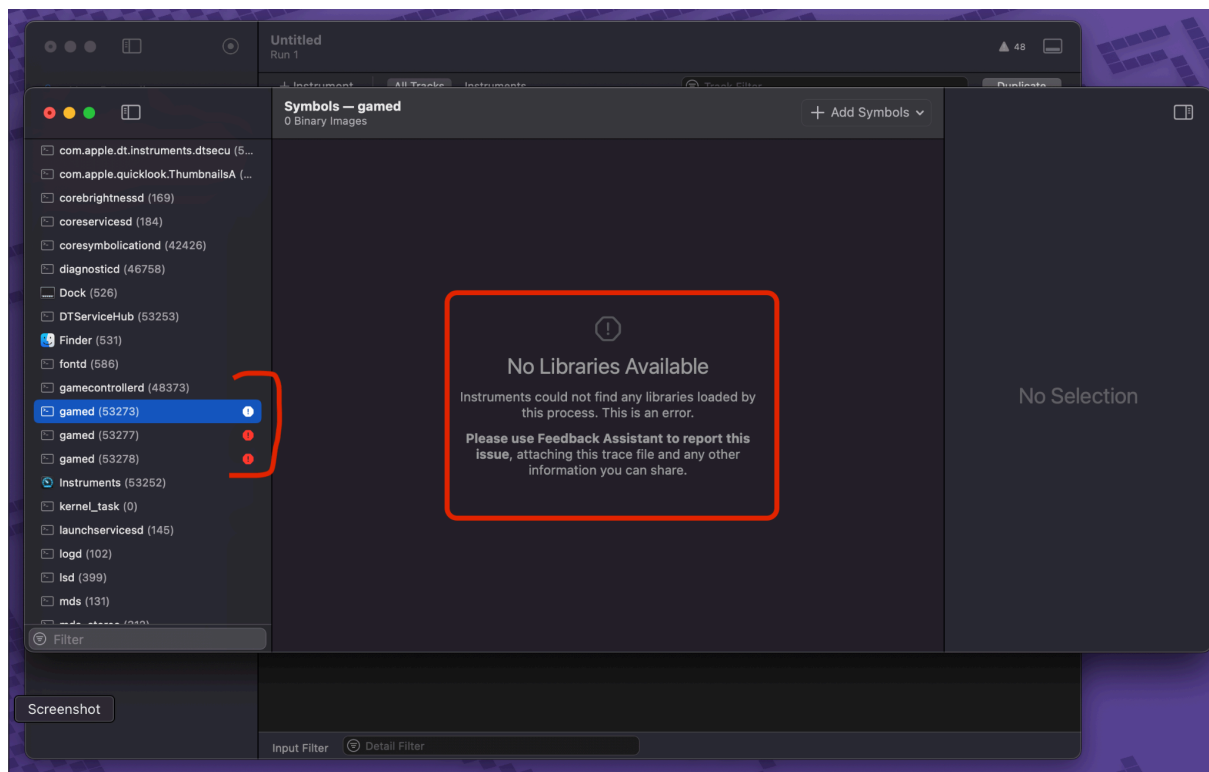
Now you can let your computer stand still for an hour and do something else until the whole hour has been recorded.

Here is an example of what it may look like:



The next thing to do is to open the menu: File > Symbols.

When you open the symbols you will see which processes has been talking with the internet in the background.



Now if you have lots of processes with a red warning sign you should click on them and see what the problem is. Now each process speaking with the internet should have a loaded library. That is an executable or semiexecutable file that has the program loaded from the SSD/Harddrive.

If the library or program file is missing it is a strong indication that there is a Ghost software installed on your computer that does not come from a virus or malware installed on the hard drive.

You may have suffered a Memory Injection attack where a software is injected over the internet because of a Buffer Overflow in some software you are using or because of not finished loopholes or bugs in the operating system or other system software running in the background. It is a common stealth hacking technique because it circumvents all forms of Antivirus suites very easily or even infects the antivirus program first to not be detected later. Everything on your computer can be downloaded, stolen, hindered or destroyed. Supposedly things could even be planted in your files. Beware of hackers who says that VPN is good for you. You get discovered in an instant.

Seek professional help to do forensics on your computer, if they can be trusted or if they are against you.